



2021 Water Reclamation Facility Report

City of Pataskala Utility Department 2021 Water Reclamation Facility Report

Utility Director:

- Chris Sharrock

Utility Superintendent:

- MaryAnn Figgins– Plants
- Trent Howell– Systems

Utility Operators and Utility

Field Technicians:

- Rich Obar
- Eric Winkler
- John Burr
- Connor Johnson

Utility Billing Manager:

- Danielle Brown

Utility Billing Clerk:

- Teena Carter

Utility Service Technician:

- Joseph Cormican

Message from the Utility Director

I am pleased to share with you the 2021 Water Reclamation Facility Report. I would like to use this opportunity to share with you the City of Pataskala's Water Reclamation Facility treatment process. Our staff is diligent in operational procedures to ensure the highest quality of wastewater treatment for our customers in a safe, economical, and environmentally friendly approach. Our staff is the first line of defense protecting our water and our environmental water resources. Not only do we strive to provide excellent water reclamation we also strive to provide excellent customer service to repair, replace, and re-

italize our investments with minimal disruption of service to the customer. Our staff spends countless hours on facility operation and maintenance, collection system service and maintenance, and billing and customer service related duties to ensure the highest quality of service to you.

On behalf of the City of Pataskala's Mayor, City Council, City Administration and the employees of the Utility Department I am pleased to present our 2021 Water Reclamation Facility Report. Our efforts ensure the highest quality of reclaimed water is discharged to the South Fork Licking River which is used for recreational purposes and

eventually becomes drinking water supply for other communities downstream. We seek to be proactive and exceed the Ohio Environmental Protection Agency's expectations on all treated water. I invite you to read this report and learn more about your Utility Department.

Sincerely,

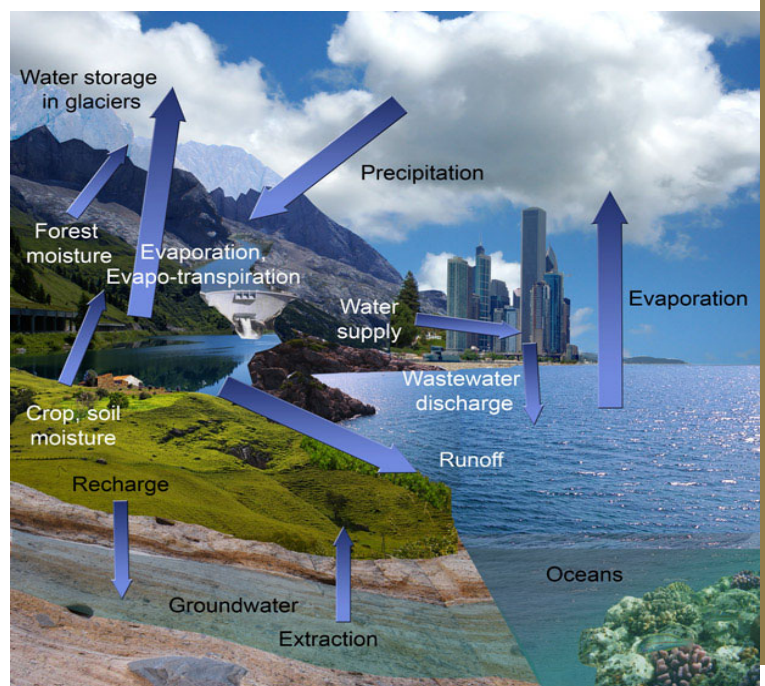
Chris Sharrock
Utility Director
740-927-4134
csharrock@ci.pataskala.oh.us

The Water Cycle

Information provided by the USGS:

The Earth's water is always in movement, and the natural water cycle, also known as the hydrologic cycle, describes the continuous movement of water on, above, and below the surface of the Earth. Water always changes states between liquid, vapor, and ice, with these processes happening in the blink of an eye and over many years. Everyday the water cycle is in movement. Twenty thousand feet above the earth's surface, water molecules change from vapor to liquid in a storm cloud. The water falls to earth as precipitation, precipitation soaks into the earth, flows to rivers, streams, and oceans. In Pataskala the precipitation flows into underground aquifers, which is our water supply source. The ground water is treated by our Water Treatment Plants and distributed to our customers. After the water is used for drinking, cleaning, cooking, and sanitary uses the polluted water is drained to sanitary sewer main lines and sent to our Water Reclamation Facility. The wastewater is cleaned, disinfected and discharged to the South Fork Licking River. After leaving the Water Reclamation Facility the water has begun its trip back to nature, and ultimately the water flows to the Great Mississippi and eventually to the Gulf of Mexico. Along the way the water may be used for other Cities as a source of drinking water and it may evaporate into the atmosphere and return again to the earth to replenish the water resources of the earth. Our Public Water Reclamation Facility is a critical part of the water cycle; water is a finite resource, and must be protected.

Did you Know? About 70% of the earth's surface is covered with water, 97% of the water on earth is salt water which is not potable and difficult to treat, 2% is bound in glacial ice, and less than 1% of all of earth's water is fresh water that can be utilized for consumption.



Utility Department Contacts**Director's Office:**

740-927-4134

Utility Billing Office:

740-964-6275

24 Hour Utility Emergency:

740-927-6867

Water Reclamation Facility:

740-927-7739

Water Plant:


740-919-4394

For information regarding the treatment process, tours, future system plans, or how to participate in decisions concerning your Utility Department please call the Utility Office at 740-964-6275. Concerns about the Utility Department may also be addressed at the City Council Meetings, which are held on the 1st and 3rd Monday's each month at 7:00 pm in Council Chambers located at 621 W. Broad St, Pataskala Ohio.

**What is Water Reclamation and What does it mean to me?**

It's easy to take for granted what has to happen when you flush the toilet, drain the bath tub, or run the dish washer in order to protect the environment. The water that drains from your home must be treated. Here in Pataskala this happens in a modern Water Reclamation Facility. Proper sanitary disposal of human wastes have not always been the standard that we enjoy today. Up until the mid 1800's, it was common practice to simply dump chamber pots and garbage into street side gutters, ditches and cesspits. When Louis Pasteur discovered that microorganisms in raw sewage made people sick, cities began developing sewer systems to divert human wastes away from towns. As recent as 50 years ago, it was common for communities to directly channel untreated wastes into rivers and lakes. The Clean Water Act (CWA) was passed in 1972 which created the framework to govern against pollution. The CWA established guidelines to reduce and eliminate the release of toxic substances that pollute bodies of water that are used for recreational purposes. The CWA brought environmental pollution from human and industrial wastes to the attention of all people. People began to understand the connection between human health and the overall health of our surrounding environment. People also began to understand that the polluted water

was also a source of drinking water for neighboring communities.

**We ALL create Wastewater**

Think for a minute how many daily bodily functions, personal hygiene actions, food preparation, and manufacturing processes require the use of water. Now think that every function that uses water also "wastes" water by going down a drain after the water was used. What would happen if you did not have a drain, how would your life change? The water that flows out of a tap or faucet is clean, potable and safe for drinking. After washing hands, taking a shower, washing dishes, and flushing the toilet; that water is no longer potable as it is now a vessel to remove and "wash away" the dirty or polluted water. In America today the national average water usage is anywhere from 75 to 110 gallons per person per day. When water is used for our desired means it becomes wastewater, commonly known as sewage. Regardless of the type of wastewater, it is 99% water. All water, in one form or another is recycled. This finite amount of water is used over and over for years and years. Many years ago wastewater was removed and sent downstream where it was out of sight and assumed to no longer be a problem. Now wastewater must be cleaned and treated before it is released to our local rivers and streams. Properly recycled water is the best and only way to maintain sustainable supplies of safe drinking water for future generations.

"Salute Your Toilet"

"Take a good look at your toilet. Have you ever really thought about how it works? It may not look like much, but it's an engineering marvel. The bathroom is a place you visit roughly 6 times a day, whether it's to use the toilet, take a shower or bath, or wash your hands or face. So next time you're in there, watch the water swirl down the drain or the toilet bowl. Notice how easy it is to turn your faucet on and off, and how



The Cradle of Civilization

quickly the water that comes out warms up or cools down. While in the bathroom ask yourself, If I had to choose, which would I rather live without: my computer or my toilet? Practically everyone has heard of Thomas Edison, inventor of the electric light bulb. Who has ever heard of Alexander Cummings, inventor of the modern flush toilet? Well, now you have. Throughout human history the most successful civilizations have been those that paid attention to plumbing. In contrast the improper disposal of human waste has led to very bad consequences, namely, wars, disease, grisly deaths, insect trouble, plagues, high infant mortality, heavy alcohol consumption, shortened stature, shortened life spans, cave-ins, explosions, asphyxiation, peasant revolts, and collapsed empires."

Sarah Albee A History of the World from bottom up

The City of Pataskala has a current Ohio EPA National Pollutant Discharge Elimination System (NPDES) Permit (4PB00009*KD) for treated water discharge to the South Fork of the Licking River. Our Permit establishes the authorized discharge limitations and monitoring requirements to maintain a healthy aquatic environment at the receiving stream. The table below gives yearly averages and pollutant removal rates through the Water Reclamation Facility.

2021 WRF Averages and Reductions

Phosphorous					CBOD			
	Influent	Effluent	Reduction %		Influent	Effluent	Reduction %	
January	4.20	3.30	21.43%	January	221.00	22.00	90.05%	
February	3.60	3.90	-8.33%	February	310.00	35.50	88.55%	
March	3.90	3.50	10.26%	March	154.00	28.30	81.62%	
April	4.60	3.70	19.57%	April	181.70	23.90	86.85%	
May	3.80	2.70	28.95%	May	105.00	21.80	79.24%	
June	4.00	2.10	47.50%	June	155.80	4.20	97.30%	
July	5.10	1.90	62.75%	July	170.80	4.70	97.25%	
August	5.70	1.70	70.18%	August	201.00	2.30	98.86%	
September	4.30	2.90	32.56%	September	165.20	2.70	98.37%	
October	5.00	1.10	78.00%	October	190.00	2.70	98.58%	
November	4.70	0.90	80.85%	November	161.00	3.10	98.07%	
December	4.20	2.50	40.48%	December	171.40	4.00	97.67%	
Average	4.43	2.52	40.35%		182.24	12.93	92.70%	
TSS					Ammonia			
	Influent	Effluent	Reduction %		Influent	Effluent	Reduction %	
January	149.00	18.80	87.38%	January	21.70	21.20	2.30%	
February	193.30	24.10	87.53%	February	22.70	27.00	-18.94%	
March	151.60	26.60	82.45%	March	16.70	20.00	-19.76%	
April	197.90	33.90	82.87%	April	23.60	20.10	14.83%	
May	100.00	36.10	63.90%	May	15.30	16.90	-10.46%	
June	156.30	21.80	86.05%	June	24.10	16.50	31.54%	
July	160.00	7.30	95.44%	July	24.30	4.80	80.25%	
August	210.00	4.00	98.10%	August	17.30	0.70	95.95%	
September	191.60	8.90	95.35%	September	18.90	1.00	94.71%	
October	210.80	4.60	97.82%	October	23.60	0.80	96.61%	
November	189.10	6.30	96.67%	November	17.10	0.50	97.08%	
December	221.70	5.40	97.56%	December	19.10	2.40	87.43%	
Average	177.61	16.48	89.26%		20.37	10.99	45.96%	

The Ohio EPA requires that our WRF meet the following requirements under treatment standards that CBOD (Carbonaceous Biological Oxygen Demand) and TSS (Total Suspended Solids) meet an **85%** removal from influent levels to final treatment levels. The 2021 removal average for CBOD is **40.35%** and TSS is **92.70%**. The Nitrogen, Ammonia removal rate was **45.96%**. In our pursuit of treatment excellence and vigilant efforts to ensure OEPA water quality standards the WRF staff conducted over 5,000 laboratory tests in 2020. The sample results we received that we less than desirable are a direct result of using the lagoons

*CBOD= Carbonaceous Biological Oxygen Demand, strength of the organics in the water, Monthly Average limit 10

*TSS= Total Suspended Solids, solids in the water, monthly average must be 12

TDS: Dissolved Solids-impacts aquatic life, monthly average must be 1816

*NH3N= Nitrogen Ammonia, content of ammonia in the water, found in human waste, lower the number on the effluent less impact on the stream, Monthly Average limit 1.3

*TP= Total phosphorus, content of phosphorus in the water, found in human waste, lower the number on the effluent less impact on the stream

The Water Reclamation Facility Treatment Facility


City of Pataskala WRF Aerial Image




The storage building showed above allows for significant cost savings in utilizing our biosolids for beneficial reuse on local farm fields. The biosolids provide excellent nutrients for crops and serves as a soil conditioner. In 2021, **77.97** dry tons of nutrient rich biosolids were beneficially used on local farm fields.

The Water Reclamation Facility Treatment Process

All the wastewater or sewage in Pataskala is delivered to the Water Reclamation Facility through a series of main line pipe, service lines, lift stations (7), and sanitary manholes (893). The City of Pataskala has a net work of underground pipe lines consisting of over 40.29 miles of main line to convey the sewage in a sanitary means away from homes and businesses for treatment and ultimate release back in to the Water Cycle after proper treatment.



The reclamation process begins with all sewage delivered via pumps to the influent screening building. Here the raw sewage flow is continually monitored by flow meters and an automatic sample collection device for laboratory testing. All sewage is screened to remove all common sewage debris. The debris consist of a wide range of material including building materials, hygiene products, and miscellaneous in-organic sewer debris. These items must be removed to eliminate flow blockages in the treatment process and to prevent premature equipment wear and failure.



After the screening process all sewage is diverted to the Oxidation Ditch which is a version of the conventional extended aeration process. The sewage is introduced in to the tank and mixed with activated sludge, to create a aqueous substance known as mixed liquor suspended solids. Activated sludge is a suspended growth treatment process in which specific aerobic microbiology is cultivated and controlled. A healthy microbiology population thrives in our oxygen, pH, and food controlled environment. The food source for the microbiology are compounds found in raw sewage. This treatment process ensures all organic compound levels are reduced to meet environmental expectations prior to introduction back into the water cycle.



Wet Stream Reclamation Process



South Secondary Clarifier



North Secondary Clarifier


Once a treatment derived detention time has been met and treatment completed in the oxidation ditch the mixed liquor suspended solids (MLSS) flows by gravity to the two secondary clarifiers. Clarifiers allow for a separation of the clear treated water from the MLSS; in these tanks a physical settling and separation occurs. The solids will settle to the tank bottom, and serve as a gravity filtration process in which the clear, treated water flows out of the tanks for further effluent treatment. As the solids settle in the conical floor of the tank the activated sludge is concentrated and collected. During this process the microbiology in the activated sludge no longer has a free food source and hungry bugs are returned (via pump system) back to the Oxidation Ditch to continue in the activated sludge treatment process. The clarifiers play a pivotal role in the complete water reclamation process. The effluent "Wet Stream" is the clean, clear effluent water from the clarifier that flows to the effluent treatment portion of the process. Additionally the "Solids Stream", collected activated sludge from the clarifiers, requires further treatment.



Effluent treatment structure



UV Disinfection Channel




UV lamp module



Step aeration system

Reclaimed (treated) water from the clarifiers flows to the effluent discharge station. The effluent flow is continually monitored by a flow meter and an automatic sample collection device for laboratory testing. During the summer months, May 1st through October 31st the OEPA requires that we disinfect all effluent water. The WRF utilizes the UV (Ultra-Violet) Disinfection Process in which high-intensity UV lamps are submerged into the effluent flow. The UV system effectively sterilizes all pathogenic bacteria. The bacteria like *Escherichia coli* (E-coli) can not reproduce and then die. The effluent water is then treated to increase the Dissolved Oxygen content by a Step Aeration System prior to discharge. The Dissolved Oxygen content of the effluent provides an excellent product to encourage healthy aquatic life in the South Fork Licking River. The WRF is engineered to provide high quality reclaimed water back into to the water cycle.



Effluent discharge in the South Fork Licking River

Solids Stream Reclamation Process



Gravity Thickener Tank


In order to maintain a healthy micro-biology, activated sludge is removed from the Wet Stream Process. This is referred to as Waste Activated Sludge (WAS). The calculated removal rate is conducted to ensure specific predominance of micro-biology to provide sufficient treatment. The WAS is pumped to a Gravity Thickener Tank to allow the waste solids to settle out and concentrate; additionally the separated water is removed from the Solids Stream process. It is pivotal in a Solids Stream Process to increase the solids concentration of the sludge and remove as much bound water as possible from the sludge. The goal of the thickening stage is to increase the solids percent from less than .5% to 2%.



Gravity Thickener Tank



Aerobic Digester Tank



BDP 3 Meter Belt Sludge Press

After concentration in the Gravity Thickener the waste activated sludge is pumped to the aerobic digesters. The bacterial digestion process occurs under the presence of supplied oxygen and mixing from positive displacement blowers. The digester creates an environment in which the bacteria consumes organic matter and converts it to carbon dioxide. Eventually due to a lack of organic matter (bacteria food) bacterial organisms die and become food for other bacteria. Upon digestion the sludge is further concentrated (bound water removal) through a Belt Press. The press utilizes cationic polymers (to expel bound water) and mechanical equipment to increase the sludge percent content to 14% solids. Dewatered sludge (cake) can be stored for disposal in a landfill, composting, or used as a fertilizer compound for agricultural operations. The higher the percent solids concentration equates to reduced hauling cost by volume.



Cake Sludge Storage Building



Cake Sludge Storage Building

Sanitary Sewer Main Line System Maintenance

As a Pataskala Utility Customer your home or business has a service line that connects to a sanitary sewer main line. As a home or business owner in the City of Pataskala you have property assets in the form of utility service lines. Utility lines that serve your property are the responsibility of the homeowner outside of the easements for the utilities, which is usually a few feet from the edge of a public roadway. Your private service lines can be subjected to failure similar to main lines. Failures can happen to private and public utility systems at any time, and often without a warning sign. Failure of the private and/or public utility system often equates to an unpleasant outcome. Failures can lead to basement flooding, pipe freezing, sewage back up, and equipment / appliance failure.

The City of Pataskala Utility Department takes seriously the responsibility to provide to you, our customer the necessary services in the form of wastewater removal and treatment. Unfortunately, problems can occur even with a maintenance plan in place. Our sewer infrastructures can be subjected to adversity that has the potential to cause service interruptions. We seek to be proactive in addressing the most aged portions of our infrastructure in efforts to reduce the likelihood of failure. While new equipment is often the remedy for aged equipment, new equipment can fail too. We seek to have in place redundant systems to prevent prolonged service disruption to our customers. Our goal is to provide excellent preventative and predictive maintenance to all of our assets regardless of age. Proper maintenance is one of the best forms of investment in our utility assets. In the event of failure, it is our resolve to respond quickly and then take a sound methodical approach to perform the necessary repairs. Our commitment to provide excellent sewer system service is indicated by our annual efforts to preventively clean the main lines. The goal is to invest in our infrastructure system to eliminate the likelihood of sanitary sewer service disruption.

Main line cleaning efforts are necessary to keep our collection system flowing and in the best possible shape for proper service. A combination sewer truck is utilized to apply pressurized washing and cleaning of the sewer mains along with a vacuum system to remove the debris out of the main lines. Two of the biggest issues we see in our main lines are grease deposits and root intrusion from trees into the older clay pipes. Often, to effectively remove the grease and roots more pressure is applied to the main line via the trucks' pumping system. The induction of more pressure in the sewer lines can cause an atmospheric air pressure change in the mains and may cause air and / or water surges in the main line and service line. Often these surges are relieved without issues due to proper sewer ventilation but it can cause toilet water to "burp" or "gurgle" and allow water to leave the toilet bowl if a private sewer system is improperly vented. It is advised if you see our crews out or if you are not home during the day to close your toilet lid to minimize potential effects.



The City of Pataskala
Utility Department
430 South Main Street
Pataskala, Ohio 43062



The City of Pataskala

Utility Department

2021 Water Reclamation Facility Report

“We forget that the water cycle and the life cycle are one.” Jacques Cousteau