



CITY OF PATASKALA
RESOLUTION 2015-015

Passed March 2, 2015

A RESOLUTION TO ESTABLISH A 2015-2016 PAY MATRIX FOR THE NON-COLLECTIVELY BARGAINED EMPLOYEES FOR THE CITY OF PATASKALA, EFFECTIVE FOR THE PAY PERIOD BEGINNING ON AND AFTER JANUARY 4, 2015.

WHEREAS, City Council adopted a 2014 non-collective bargaining personnel Employee Pay Matrix via Ordinance 2013-4178; and

WHEREAS, in consideration of agreed-to wage reopeners for fiscal years 2015 and 2016 with the collectively bargained employees, the adopted Pay Matrix contemplated only fiscal year 2014; and

WHEREAS, Section 3.01(A)(4) of the Charter of the City of Pataskala authorizes Council to establish the rate of compensation for public non-collective bargaining employees and contract employees of the City of Pataskala by Ordinance or Resolution.

NOW, THEREFORE, BE IT RESOLVED BY THE COUNCIL OF THE CITY OF PATASKALA, COUNTY OF LICKING, STATE OF OHIO; A MAJORITY OF THE MEMBERS CONCURRING THAT:

Section 1: City Council hereby authorizes the Finance department to make following annual increase to the 2014 non-collective bargaining employee pay matrix:

| | |
|----------------------------------|--------------|
| Effective January 4, 2015 | 3.00% |
| Effective January 3, 2016 | 2.00% |

Section 2: The City of Pataskala's 2015-2016 Employee Pay Matrix is hereby established, incorporating the increases as listed in Section 1 above, as illustrated in **Exhibit A**, a copy of which is attached and is incorporated herein

Section 3: In the event that the city's collectively bargained units receive average annual rate increases greater than those listed in Section 1, the city's non-collectively bargained employees shall receive the greater rate of increase.

Section 4: It is hereby found and determined that all formal actions of this Council concerning and relating to the passage of this Resolution were adopted in an open meeting of the Council and that all

deliberations of this Council and any decision making bodies of the City of Pataskala which resulted in such formal actions were in meetings open to the public and in compliance with all legal requirements of the City of Pataskala, Licking County Ohio.

Section 5: This Resolution shall take effect at the earliest time provided by the laws of the State of Ohio and the Charter of the City of Pataskala.

ATTEST:


Kathy M. Hoskinson, Clerk of Council


Michael W. Compton, Mayor

APPROVED AS TO FORM:


Rufus B. Hurst, Law Director


**CITY OF PATASKALA, OHIO
Consolidated Non-Union/Contract Pay Matrix**

FY 2015 Wage Scale Increase

3.00%

| Position | 1 Year Sequence | | | 2 Year Seq. | | | 3 Yr. Seq. | | | |
|--------------------------------|-----------------|-------------|-------------|-------------|-------------|-------------|-------------|-------------|-------------|--------------|
| | Year 1 | Year 2 | Year 3 | Year 4 | Year 5 | Year 6 | Year 7 | Year 8 | Year 9 | Year 10 |
| City Administrator | \$76,956.65 | \$79,265.35 | \$81,643.31 | \$84,092.61 | \$86,615.39 | \$89,213.85 | \$91,897.11 | \$94,669.16 | \$97,530.91 | \$100,483.35 |
| Law Director | \$67,337.07 | \$69,357.18 | \$71,437.90 | \$73,581.04 | \$75,788.47 | \$78,062.12 | \$80,403.25 | \$82,806.86 | \$85,273.94 | \$87,806.57 |
| Director of Finance | \$74,483.03 | \$76,717.52 | \$79,019.05 | \$81,389.62 | \$83,831.31 | \$86,346.25 | \$88,927.54 | \$91,577.47 | \$94,299.04 | \$97,085.26 |
| Chief of Police | \$76,956.65 | \$79,265.35 | \$81,643.31 | \$84,092.61 | \$86,615.39 | \$89,213.85 | \$91,897.11 | \$94,669.16 | \$97,530.91 | \$100,483.35 |
| Deputy Chief of Police | \$67,337.07 | \$69,357.18 | \$71,437.90 | \$73,581.04 | \$75,788.47 | \$78,062.12 | \$80,403.25 | \$82,806.86 | \$85,273.94 | \$87,806.57 |
| Director of Utilities | \$74,483.03 | \$76,717.52 | \$79,019.05 | \$81,389.62 | \$83,831.31 | \$86,346.25 | \$88,927.54 | \$91,577.47 | \$94,299.04 | \$97,085.26 |
| Director of Planning | \$74,483.03 | \$76,717.52 | \$79,019.05 | \$81,389.62 | \$83,831.31 | \$86,346.25 | \$88,927.54 | \$91,577.47 | \$94,299.04 | \$97,085.26 |
| Director of Public Service | \$70,018.00 | \$72,118.54 | \$74,282.10 | \$76,510.56 | \$78,805.88 | \$81,170.06 | \$83,621.04 | \$86,159.81 | \$88,788.35 | \$91,500.66 |
| Utility Superintendent - Sewer | \$52,358.46 | \$53,929.21 | \$55,547.09 | \$57,213.50 | \$58,929.91 | \$60,697.81 | \$62,518.32 | \$64,393.03 | \$66,322.54 | \$68,307.45 |
| Utility Superintendent - Water | \$52,358.46 | \$53,929.21 | \$55,547.09 | \$57,213.50 | \$58,929.91 | \$60,697.81 | \$62,518.32 | \$64,393.03 | \$66,322.54 | \$68,307.45 |
| Finance Manager | \$50,683.67 | \$52,173.28 | \$53,738.48 | \$55,350.63 | \$57,011.15 | \$58,721.48 | \$60,482.23 | \$62,293.99 | \$64,157.16 | \$66,085.33 |
| Street Supervisor | \$50,425.53 | \$51,938.30 | \$53,496.45 | \$55,101.34 | \$56,754.38 | \$58,457.01 | \$60,209.81 | \$62,012.41 | \$63,865.41 | \$65,759.41 |
| Administrative Secretary | \$37,080.00 | \$38,192.40 | \$39,338.17 | \$40,518.32 | \$41,733.87 | \$42,985.89 | \$44,274.28 | \$45,600.03 | \$46,962.43 | \$48,302.58 |
| Utility Billing Manager | \$41,640.66 | \$42,889.88 | \$44,176.58 | \$45,501.88 | \$46,866.94 | \$48,272.95 | \$49,720.99 | \$51,112.48 | \$52,548.91 | \$54,029.78 |
| Mayor's Court Clerk | \$40,378.47 | \$41,589.82 | \$42,837.51 | \$44,122.64 | \$45,446.32 | \$46,809.71 | \$48,213.21 | \$49,657.11 | \$51,141.01 | \$52,664.41 |
| Council Clerk | \$33,301.03 | \$34,300.06 | \$35,329.06 | \$36,388.93 | \$37,480.60 | \$38,605.02 | \$39,762.50 | \$40,962.50 | \$42,397.25 | \$43,927.25 |
| Police Clerk | \$27,945.02 | \$28,783.37 | \$29,646.87 | \$30,536.28 | \$31,452.37 | \$32,395.94 | \$33,368.54 | \$34,371.57 | \$35,405.54 | \$36,469.94 |

Res. 2015-015
Exhibit A




CITY OF PATASKALA, OHIO
Consolidated Non-Union/Contract

FY 2015 Wage Scale Increase

| Position | 2 Yr. Seq. | | | | | | | | | |
|--------------------------------|------------------------|------------------------|------------------------|------------------------|------------------------|------------------------|-------------------------|-------------------------|-------------------------|-------------------------|
| | Year 11 | Year 12 | Year 13 | Year 14 | Year 15 | Year 16 | Year 17 | Year 18 | Year 19 | Year 20 |
| City Administrator | | | | | | | | | | |
| Law Director | | | | | | | | | | |
| Director of Finance | | | | | | | | | | |
| Chief of Police | \$91,890.27 \$44.18 | \$91,890.27 \$44.18 | \$94,646.98 \$45.50 | \$94,646.98 \$45.50 | \$97,486.39 \$46.87 | \$97,486.39 \$46.87 | \$100,410.98 \$48.27 | \$100,410.98 \$48.27 | \$103,423.31 \$49.72 | \$103,423.31 \$49.72 |
| Deputy Chief of Police | \$80,403.98 \$38.66 | \$80,403.98 \$38.66 | \$82,816.10 \$39.82 | \$82,816.10 \$39.82 | \$85,300.58 \$41.01 | \$85,300.58 \$41.01 | \$87,859.60 \$42.24 | \$87,859.60 \$42.24 | \$90,495.39 \$43.51 | \$90,495.39 \$43.51 |
| Director of Utilities | \$88,936.64 \$42.76 | \$88,936.64 \$42.76 | \$91,604.74 \$44.04 | \$91,604.74 \$44.04 | \$94,352.88 \$45.36 | \$94,352.88 \$45.36 | \$97,183.47 \$46.72 | \$97,183.47 \$46.72 | \$100,098.97 \$48.12 | \$100,098.97 \$48.12 |
| Director of Planning | \$88,936.64 \$42.76 | \$88,936.64 \$42.76 | \$91,604.74 \$44.04 | \$91,604.74 \$44.04 | \$94,352.88 \$45.36 | \$94,352.88 \$45.36 | \$97,183.47 \$46.72 | \$97,183.47 \$46.72 | \$100,098.97 \$48.12 | \$100,098.97 \$48.12 |
| Director of Public Service | \$83,605.16 \$40.19 | \$83,605.16 \$40.19 | \$86,113.31 \$41.40 | \$86,113.31 \$41.40 | \$88,696.71 \$42.64 | \$88,696.71 \$42.64 | \$91,357.61 \$43.92 | \$91,357.61 \$43.92 | \$94,098.34 \$45.24 | \$94,098.34 \$45.24 |
| Utility Superintendent - Sewer | \$62,518.74 \$30.06 | \$62,518.74 \$30.06 | \$64,394.30 \$30.96 | \$64,394.30 \$30.96 | \$66,326.13 \$31.89 | \$66,326.13 \$31.89 | \$68,315.91 \$32.84 | \$68,315.91 \$32.84 | \$70,365.39 \$33.83 | \$70,365.39 \$33.83 |
| Utility Superintendent - Water | \$62,518.74 \$30.06 | \$62,518.74 \$30.06 | \$64,394.30 \$30.96 | \$64,394.30 \$30.96 | \$66,326.13 \$31.89 | \$66,326.13 \$31.89 | \$68,315.91 \$32.84 | \$68,315.91 \$32.84 | \$70,365.39 \$33.83 | \$70,365.39 \$33.83 |
| Finance Manager | \$60,483.12 \$29.08 | \$60,483.12 \$29.08 | \$62,297.61 \$29.95 | \$62,297.61 \$29.95 | \$64,166.54 \$30.85 | \$64,166.54 \$30.85 | \$66,091.54 \$31.77 | \$66,091.54 \$31.77 | \$68,074.29 \$32.73 | \$68,074.29 \$32.73 |
| Street Supervisor | \$60,210.72 \$28.95 | \$60,210.72 \$28.95 | \$62,017.04 \$29.82 | \$62,017.04 \$29.82 | \$63,877.55 \$30.71 | \$63,877.55 \$30.71 | \$65,793.88 \$31.63 | \$65,793.88 \$31.63 | \$67,767.70 \$32.58 | \$67,767.70 \$32.58 |
| Administrative Secretary | \$44,275.47 \$21.29 | \$44,275.47 \$21.29 | \$45,603.73 \$21.92 | \$45,603.73 \$21.92 | \$46,971.84 \$22.58 | \$46,971.84 \$22.58 | \$48,381.00 \$23.26 | \$48,381.00 \$23.26 | \$49,832.43 \$23.96 | \$49,832.43 \$23.96 |
| Utility Billing Manager | \$49,721.14 \$23.90 | \$49,721.14 \$23.90 | \$51,212.77 \$24.62 | \$51,212.77 \$24.62 | \$52,748.15 \$25.36 | \$52,748.15 \$25.36 | \$54,331.62 \$26.12 | \$54,331.62 \$26.12 | \$55,961.57 \$26.90 | \$55,961.57 \$26.90 |
| Mayor's Court Clerk | \$48,214.00 \$23.18 | \$48,214.00 \$23.18 | \$49,660.42 \$23.88 | \$49,660.42 \$23.88 | \$51,150.23 \$24.59 | \$51,150.23 \$24.59 | \$52,684.74 \$25.33 | \$52,684.74 \$25.33 | \$54,265.28 \$26.09 | \$54,265.28 \$26.09 |
| Council Clerk | \$39,763.17 \$19.12 | \$39,763.17 \$19.12 | \$40,956.07 \$19.69 | \$40,956.07 \$19.69 | \$42,184.75 \$20.28 | \$42,184.75 \$20.28 | \$43,450.29 \$20.89 | \$43,450.29 \$20.89 | \$44,753.80 \$21.52 | \$44,753.80 \$21.52 |
| Police Clerk | \$33,367.82 \$16.04 | \$33,367.82 \$16.04 | \$34,368.85 \$16.52 | \$34,368.85 \$16.52 | \$35,399.92 \$17.02 | \$35,399.92 \$17.02 | \$36,461.92 \$17.53 | \$36,461.92 \$17.53 | \$37,555.78 \$18.06 | \$37,555.78 \$18.06 |

Res. 2015-015
 Exhibit A




CITY OF PATASKALA, OHIO
Consolidated Non-Union/Contract Pay Matrix

FY 2016 Wage Scale Increase

2.00%

| Position | 1 Year Sequence | | | 2 Year Seq. | | | 3 Yr. Seq. | | | |
|--------------------------------|-----------------|-------------|-------------|-------------|-------------|-------------|-------------|-------------|-------------|--------------|
| | Year 1 | Year 2 | Year 3 | Year 4 | Year 5 | Year 6 | Year 7 | Year 8 | Year 9 | Year 10 |
| City Administrator | \$78,495.78 | \$80,850.65 | \$83,276.17 | \$85,774.46 | \$88,347.69 | \$90,998.12 | \$93,723.36 | \$96,523.36 | \$99,398.12 | \$102,347.75 |
| Law Director | \$37.74 | \$38.87 | \$40.04 | \$41.24 | \$42.47 | \$43.75 | \$45.08 | \$46.45 | \$47.83 | \$49.25 |
| Director of Finance | \$68,683.81 | \$70,744.32 | \$72,866.65 | \$75,052.65 | \$77,304.23 | \$79,623.36 | \$82,019.93 | \$84,493.17 | \$87,043.00 | \$89,668.43 |
| | \$33.02 | \$34.01 | \$35.03 | \$36.08 | \$37.17 | \$38.28 | \$39.41 | \$40.57 | \$41.76 | \$42.98 |
| Police Deputy Chief | \$75,972.69 | \$78,251.87 | \$80,599.43 | \$83,017.41 | \$85,507.93 | \$88,073.17 | \$90,713.17 | \$93,428.00 | \$96,117.66 | \$98,888.17 |
| Director of Utilities | \$36.53 | \$37.62 | \$38.75 | \$39.91 | \$41.11 | \$42.34 | \$43.61 | \$44.93 | \$46.30 | \$47.71 |
| Director of Planning | \$75,972.69 | \$78,251.87 | \$80,599.43 | \$83,017.41 | \$85,507.93 | \$88,073.17 | \$90,713.17 | \$93,428.00 | \$96,117.66 | \$98,888.17 |
| | \$36.53 | \$37.62 | \$38.75 | \$39.91 | \$41.11 | \$42.34 | \$43.61 | \$44.93 | \$46.30 | \$47.71 |
| Director of Public Service | \$71,418.36 | \$73,560.91 | \$75,767.74 | \$78,040.77 | \$80,381.99 | \$82,793.45 | \$85,273.17 | \$87,820.00 | \$90,333.83 | \$92,913.75 |
| | \$34.34 | \$35.37 | \$36.43 | \$37.52 | \$38.65 | \$39.80 | \$40.99 | \$42.21 | \$43.46 | \$44.73 |
| Utility Superintendent - Sewer | \$53,405.63 | \$55,007.80 | \$56,658.03 | \$58,357.77 | \$60,108.50 | \$61,911.76 | \$63,776.17 | \$65,691.45 | \$67,657.30 | \$69,673.45 |
| | \$25.68 | \$26.45 | \$27.24 | \$28.06 | \$28.90 | \$29.77 | \$30.67 | \$31.59 | \$32.54 | \$33.51 |
| Utility Superintendent - Water | \$53,405.63 | \$55,007.80 | \$56,658.03 | \$58,357.77 | \$60,108.50 | \$61,911.76 | \$63,776.17 | \$65,691.45 | \$67,657.30 | \$69,673.45 |
| | \$25.68 | \$26.45 | \$27.24 | \$28.06 | \$28.90 | \$29.77 | \$30.67 | \$31.59 | \$32.54 | \$33.51 |
| Finance Manager | \$51,666.74 | \$53,216.74 | \$54,813.24 | \$56,457.64 | \$58,151.37 | \$59,895.91 | \$61,690.50 | \$63,536.83 | \$65,434.50 | \$67,273.25 |
| | \$24.84 | \$25.58 | \$26.35 | \$27.14 | \$27.96 | \$28.80 | \$29.67 | \$30.57 | \$31.49 | \$32.43 |
| Street Supervisor | \$51,434.04 | \$52,977.06 | \$54,566.37 | \$56,203.36 | \$57,889.46 | \$59,626.14 | \$61,413.17 | \$63,250.25 | \$65,137.93 | \$67,066.75 |
| | \$24.73 | \$25.47 | \$26.23 | \$27.02 | \$27.83 | \$28.67 | \$29.54 | \$30.43 | \$31.34 | \$32.27 |
| Utility Billing Manager | \$42,473.47 | \$43,747.67 | \$45,080.10 | \$46,471.90 | \$47,923.36 | \$49,435.17 | \$50,997.17 | \$52,619.17 | \$54,291.93 | \$55,925.25 |
| | \$20.42 | \$21.03 | \$21.66 | \$22.31 | \$22.98 | \$23.67 | \$24.38 | \$25.11 | \$25.86 | \$26.63 |
| Administrative Secretary | \$37,821.60 | \$38,956.25 | \$40,124.94 | \$41,328.69 | \$42,568.55 | \$43,845.61 | \$45,159.50 | \$46,510.00 | \$47,907.00 | \$49,339.50 |
| | \$18.18 | \$18.73 | \$19.29 | \$19.87 | \$20.47 | \$21.08 | \$21.71 | \$22.35 | \$23.00 | \$23.67 |
| Mayors/Court Clerk | \$41,186.04 | \$42,421.62 | \$43,694.27 | \$45,005.10 | \$46,355.25 | \$47,745.91 | \$49,178.50 | \$50,642.50 | \$52,147.50 | \$53,683.25 |
| | \$19.80 | \$20.40 | \$21.01 | \$21.64 | \$22.29 | \$22.95 | \$23.63 | \$24.33 | \$25.04 | \$25.76 |
| Council Clerk | \$33,967.05 | \$34,986.06 | \$36,035.64 | \$37,116.71 | \$38,230.21 | \$39,377.12 | \$40,557.25 | \$41,870.50 | \$43,207.75 | \$44,579.00 |
| | \$16.33 | \$16.82 | \$17.32 | \$17.84 | \$18.38 | \$18.93 | \$19.50 | \$20.08 | \$20.67 | \$21.28 |
| Police Clerk | \$28,503.92 | \$29,359.04 | \$30,239.81 | \$31,147.00 | \$32,081.41 | \$33,043.85 | \$34,034.93 | \$35,054.25 | \$36,092.50 | \$37,158.50 |
| | \$13.70 | \$14.11 | \$14.54 | \$14.97 | \$15.42 | \$15.89 | \$16.37 | \$16.86 | \$17.36 | \$17.87 |

Res. 2015-015
 Exhibit A



**CITY OF PATASKALA, OHIO
Consolidated Non-Union/Contract**

FY 2016 Wage Scale Increase

| Position | 2 Yr. Seq. | | | | | | | | | |
|--------------------------------|-------------|-------------|-------------|-------------|-------------|-------------|--------------|--------------|--------------|--------------|
| | Year 11 | Year 12 | Year 13 | Year 14 | Year 15 | Year 16 | Year 17 | Year 18 | Year 19 | Year 20 |
| Chief of Police | \$93,728.06 | \$93,728.06 | \$96,539.90 | \$96,539.90 | \$99,436.10 | \$99,436.10 | \$102,419.18 | \$102,419.18 | \$105,491.76 | \$105,491.76 |
| | \$45.06 | \$45.06 | \$46.41 | \$46.41 | \$47.81 | \$47.81 | \$49.24 | \$49.24 | \$50.72 | \$50.72 |
| Police Deputy Chief | \$82,012.06 | \$82,012.06 | \$84,472.42 | \$84,472.42 | \$87,006.59 | \$87,006.59 | \$89,616.79 | \$89,616.79 | \$92,305.29 | \$92,305.29 |
| | \$39.43 | \$39.43 | \$40.61 | \$40.61 | \$41.83 | \$41.83 | \$43.08 | \$43.08 | \$44.38 | \$44.38 |
| Director of Utilities | \$90,715.37 | \$90,715.37 | \$93,436.83 | \$93,436.83 | \$96,239.93 | \$96,239.93 | \$99,127.13 | \$99,127.13 | \$102,100.94 | \$102,100.94 |
| | \$43.61 | \$43.61 | \$44.92 | \$44.92 | \$46.27 | \$46.27 | \$47.66 | \$47.66 | \$49.09 | \$49.09 |
| Director of Planning | \$90,715.37 | \$90,715.37 | \$93,436.83 | \$93,436.83 | \$96,239.93 | \$96,239.93 | \$99,127.13 | \$99,127.13 | \$102,100.94 | \$102,100.94 |
| | \$43.61 | \$43.61 | \$44.92 | \$44.92 | \$46.27 | \$46.27 | \$47.66 | \$47.66 | \$49.09 | \$49.09 |
| Director of Public Service | \$85,277.25 | \$85,277.25 | \$87,835.57 | \$87,835.57 | \$90,470.64 | \$90,470.64 | \$93,184.76 | \$93,184.76 | \$95,980.30 | \$95,980.30 |
| | \$41.00 | \$41.00 | \$42.23 | \$42.23 | \$43.50 | \$43.50 | \$44.80 | \$44.80 | \$46.14 | \$46.14 |
| Utility Superintendent - Sewer | \$63,769.11 | \$63,769.11 | \$65,682.18 | \$65,682.18 | \$67,652.65 | \$67,652.65 | \$69,682.23 | \$69,682.23 | \$71,772.70 | \$71,772.70 |
| | \$30.66 | \$30.66 | \$31.58 | \$31.58 | \$32.53 | \$32.53 | \$33.50 | \$33.50 | \$34.51 | \$34.51 |
| Utility Superintendent - Water | \$63,769.11 | \$63,769.11 | \$65,682.18 | \$65,682.18 | \$67,652.65 | \$67,652.65 | \$69,682.23 | \$69,682.23 | \$71,772.70 | \$71,772.70 |
| | \$30.66 | \$30.66 | \$31.58 | \$31.58 | \$32.53 | \$32.53 | \$33.50 | \$33.50 | \$34.51 | \$34.51 |
| Finance Manager | \$61,692.79 | \$61,692.79 | \$63,543.57 | \$63,543.57 | \$65,449.88 | \$65,449.88 | \$67,413.38 | \$67,413.38 | \$69,435.78 | \$69,435.78 |
| | \$29.66 | \$29.66 | \$30.55 | \$30.55 | \$31.47 | \$31.47 | \$32.41 | \$32.41 | \$33.38 | \$33.38 |
| Street Supervisor | \$61,414.92 | \$61,414.92 | \$63,257.37 | \$63,257.37 | \$65,155.09 | \$65,155.09 | \$67,109.74 | \$67,109.74 | \$69,123.03 | \$69,123.03 |
| | \$29.53 | \$29.53 | \$30.41 | \$30.41 | \$31.32 | \$31.32 | \$32.26 | \$32.26 | \$33.23 | \$33.23 |
| Utility Billing Manager | \$50,715.54 | \$50,715.54 | \$52,237.01 | \$52,237.01 | \$53,804.12 | \$53,804.12 | \$55,418.24 | \$55,418.24 | \$57,080.79 | \$57,080.79 |
| | \$24.38 | \$24.38 | \$25.11 | \$25.11 | \$25.87 | \$25.87 | \$26.64 | \$26.64 | \$27.44 | \$27.44 |
| Administrative Secretary | \$45,160.98 | \$45,160.98 | \$46,515.81 | \$46,515.81 | \$47,911.28 | \$47,911.28 | \$49,348.62 | \$49,348.62 | \$50,829.08 | \$50,829.08 |
| | \$21.71 | \$21.71 | \$22.36 | \$22.36 | \$23.03 | \$23.03 | \$23.73 | \$23.73 | \$24.44 | \$24.44 |
| Mayors/Court Clerk | \$49,178.29 | \$49,178.29 | \$50,653.64 | \$50,653.64 | \$52,173.25 | \$52,173.25 | \$53,738.45 | \$53,738.45 | \$55,350.60 | \$55,350.60 |
| | \$23.64 | \$23.64 | \$24.35 | \$24.35 | \$25.08 | \$25.08 | \$25.84 | \$25.84 | \$26.61 | \$26.61 |
| Council Clerk | \$40,558.43 | \$40,558.43 | \$41,775.18 | \$41,775.18 | \$43,028.44 | \$43,028.44 | \$44,319.29 | \$44,319.29 | \$45,648.87 | \$45,648.87 |
| | \$19.50 | \$19.50 | \$20.08 | \$20.08 | \$20.69 | \$20.69 | \$21.31 | \$21.31 | \$21.95 | \$21.95 |
| Police Clerk | \$34,035.17 | \$34,035.17 | \$35,056.23 | \$35,056.23 | \$36,107.92 | \$36,107.92 | \$37,191.16 | \$37,191.16 | \$38,306.89 | \$38,306.89 |
| | \$16.36 | \$16.36 | \$16.85 | \$16.85 | \$17.36 | \$17.36 | \$17.88 | \$17.88 | \$18.42 | \$18.42 |

Res. 2015-015
Exhibit A

